



# UNDERCOUNTER TYPE DISHWASHER

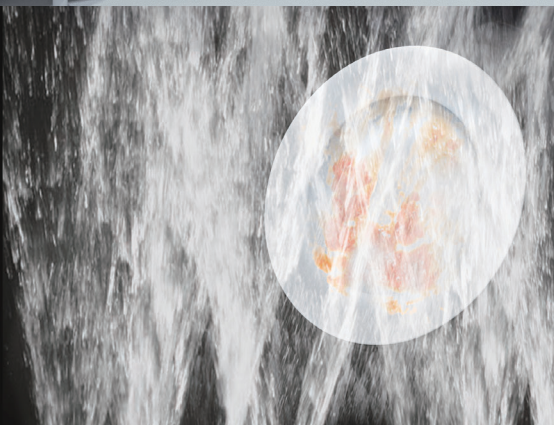
HW-320B-S



WASHING

## POWERFUL WASHING


Japan designed original washing nozzles clean up every corner powerfully and perfectly.



RINSING

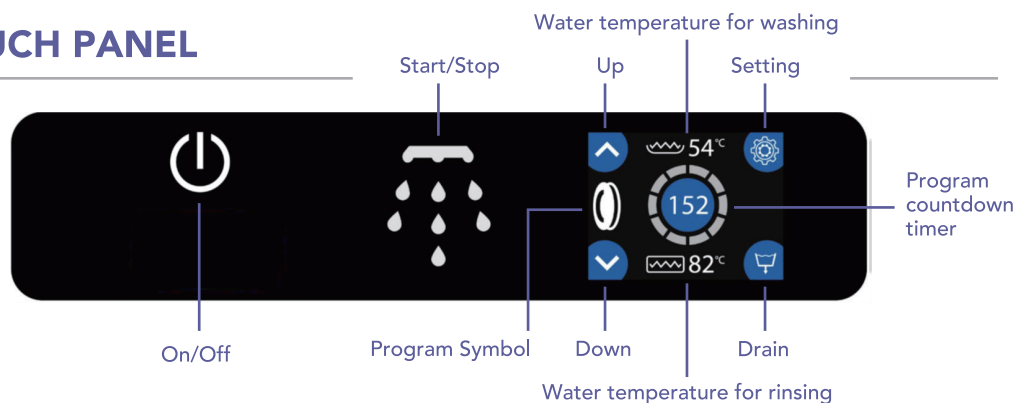
## ENVIRONMENTALLY FRIENDLY

Japan designed original rinsing nozzles that can spray to wide angle by small amount of water enable wash away detergent thoroughly with less water consumption.

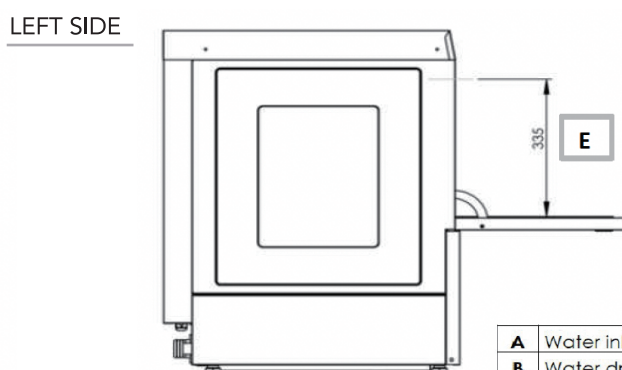
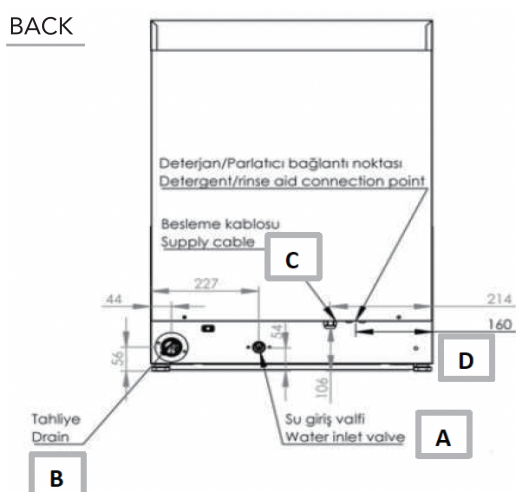
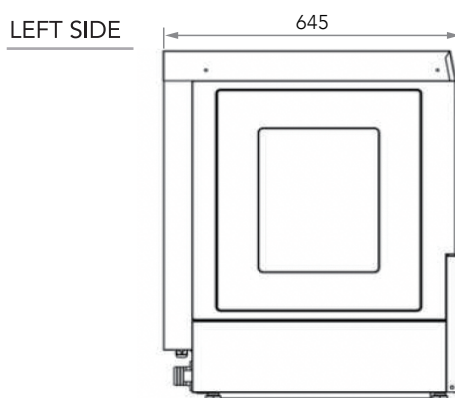
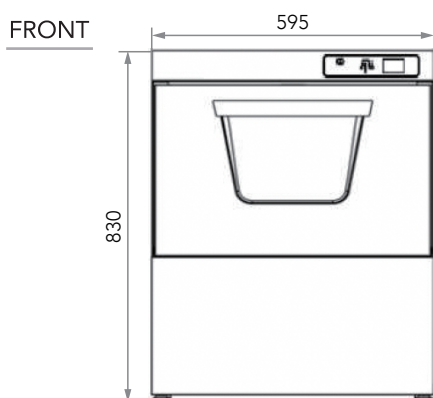


## EASY TO USE TOUCH PANEL

User friendly touch control panel follows washing steps easily with colored and dynamic graphics. Detergent / Rinse aid time is adjustable from touch control panel.



## UNDERCOUNTER TYPE DISHWASHER HW-320B-S



A	Water inlet
B	Water drain
C	Power supply
D	Earthing
E	Loading height

Code Model Name	075T.00100H.AD HW-320B-S R
Power Supply	1 ph / 220 - 240 V / 50 Hz
Electric Consumption	5.2 - 6.1 kW
Washing Heat Power	1.8 - 2.2 kW
Rinsing Heat Power	4.6 - 5.4 kW
Rack Dimensions	500 x 500 mm
Number of Programmes	5
Washing Capacity (Rack / Hour)	35 / 27 / 23 / 20 / 18
Washing Water Temp.	55 - 60 °C
Rinsing Water Temp.	80 - 85 °C
Water Consumption	2.3 L

Washing / Boiler Tank Capacity	28 L / 6 L
Max. Noise	65 dBA
Loading Height	335 mm
Outside Dimensions / Weight	595 (W) x 645 (D) x 830 (H) mm / 53 kg
Package / Weight	700 (W) x 750 (D) x 1000 (H) mm / 62 kg
Water Inlet Connection	3 / 4 inch
Water Inlet Pressure / Temp.	2 - 4 Bar / max 50 °C
Drain Water Discharge Connection	3 / 4 inch (Ø28 mm)
Accessories	- Electrical Connection Cable - Flexible Water Supply and Drain Hose - 2 Racks (Plate and Glass) - 1 Small Cutlery Basket